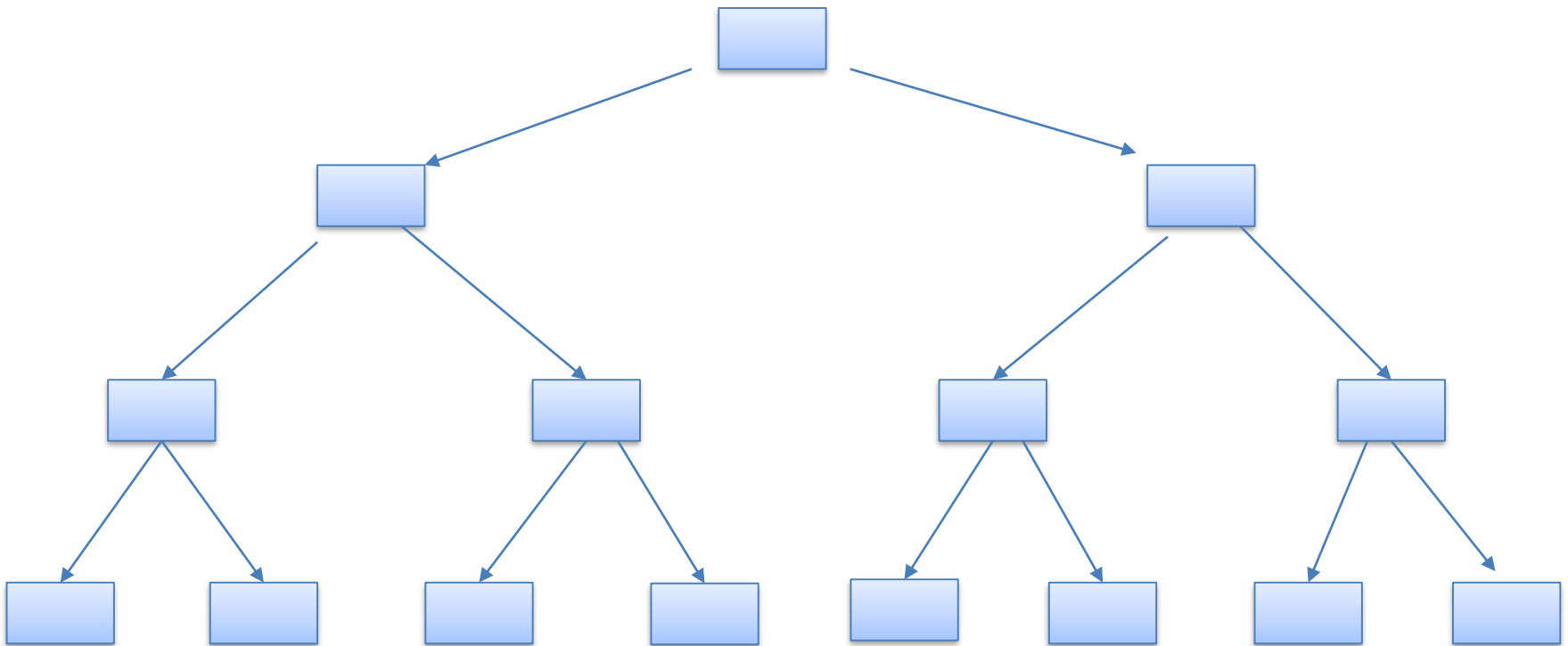


# COT 6405 Introduction to Theory of Algorithms

## Topic 6. Heapsort

# Heaps

- A heap is a complete binary tree or a nearly complete binary tree;

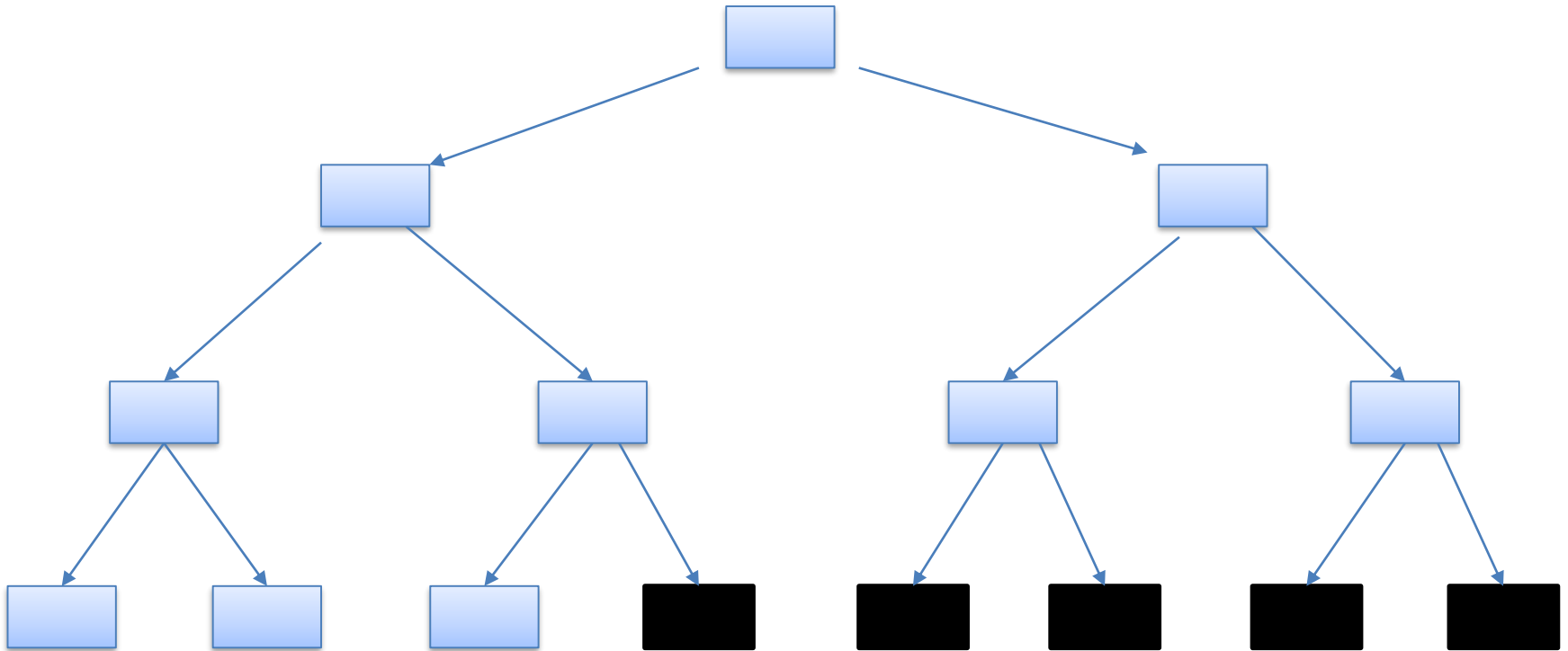


# Merge Sort v.s. Insertion Sort

- The number of comparisons in merge sort
  - $\Theta(n \lg n)$
- The number of comparisons in insertion sort
  - $\Theta(n^2)$
- Merge sort requires the allocation of new memory to complete the “Merge” procedure
- Insertion sort is in place
  - No need to request additional space

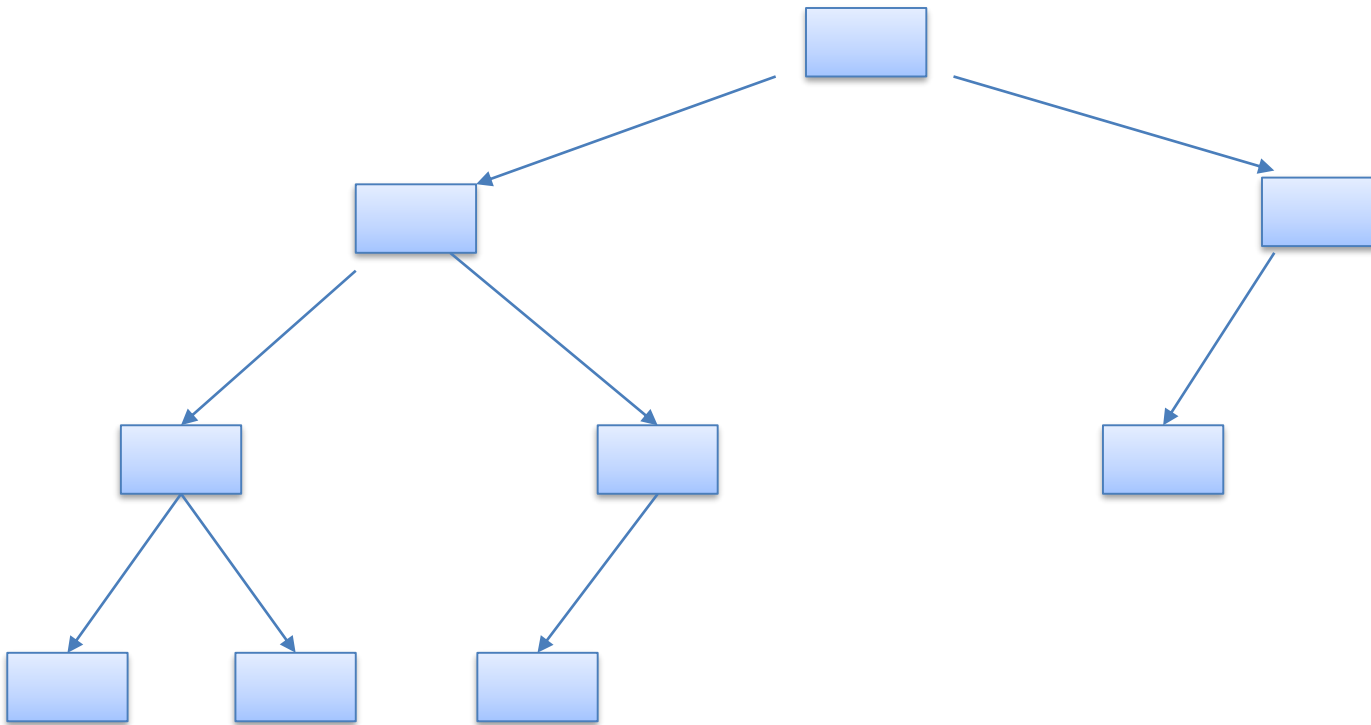
# Heaps (cont'd)

- A nearly complete binary trees; We can think of unfilled leaves as null pointers

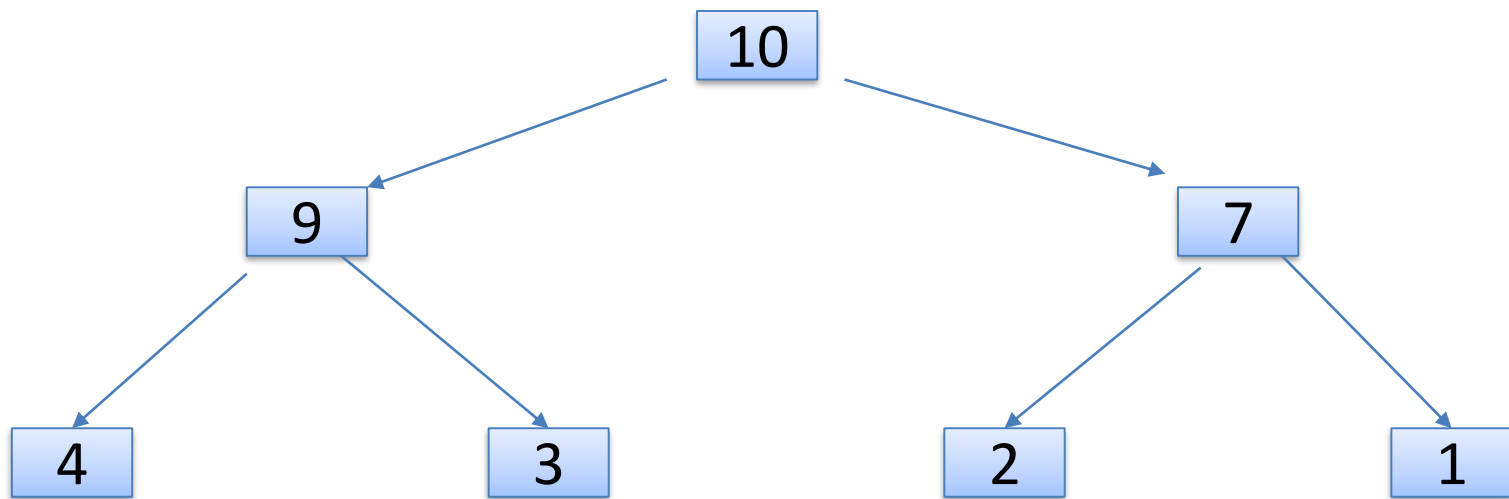


# Heaps (cont'd)

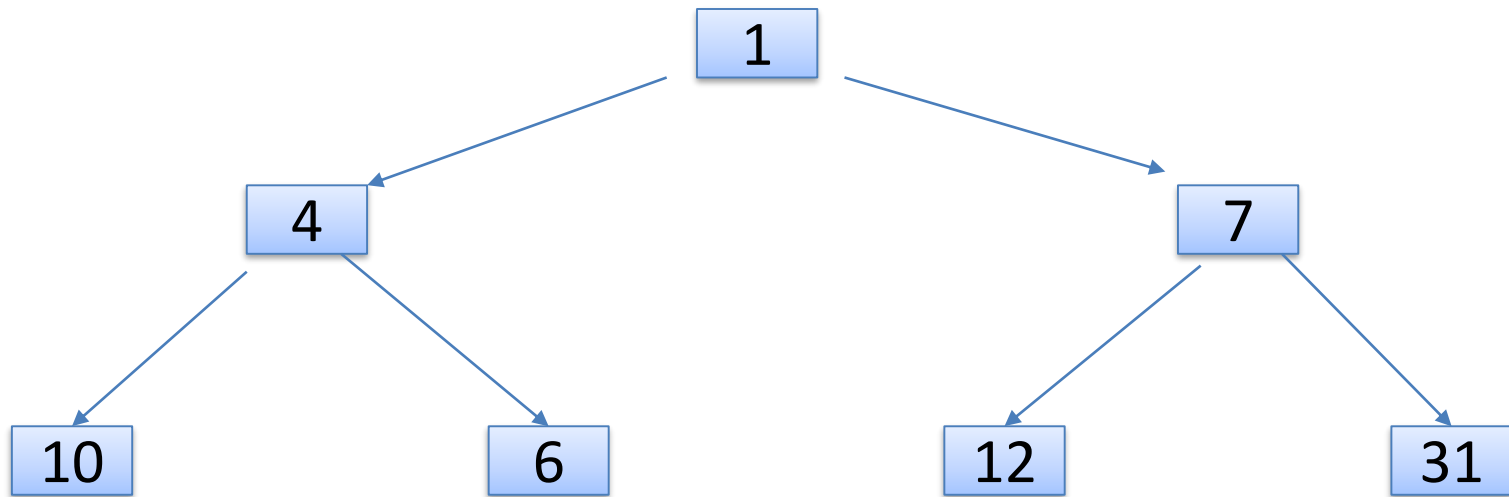
- Not a heap



# Max-heap

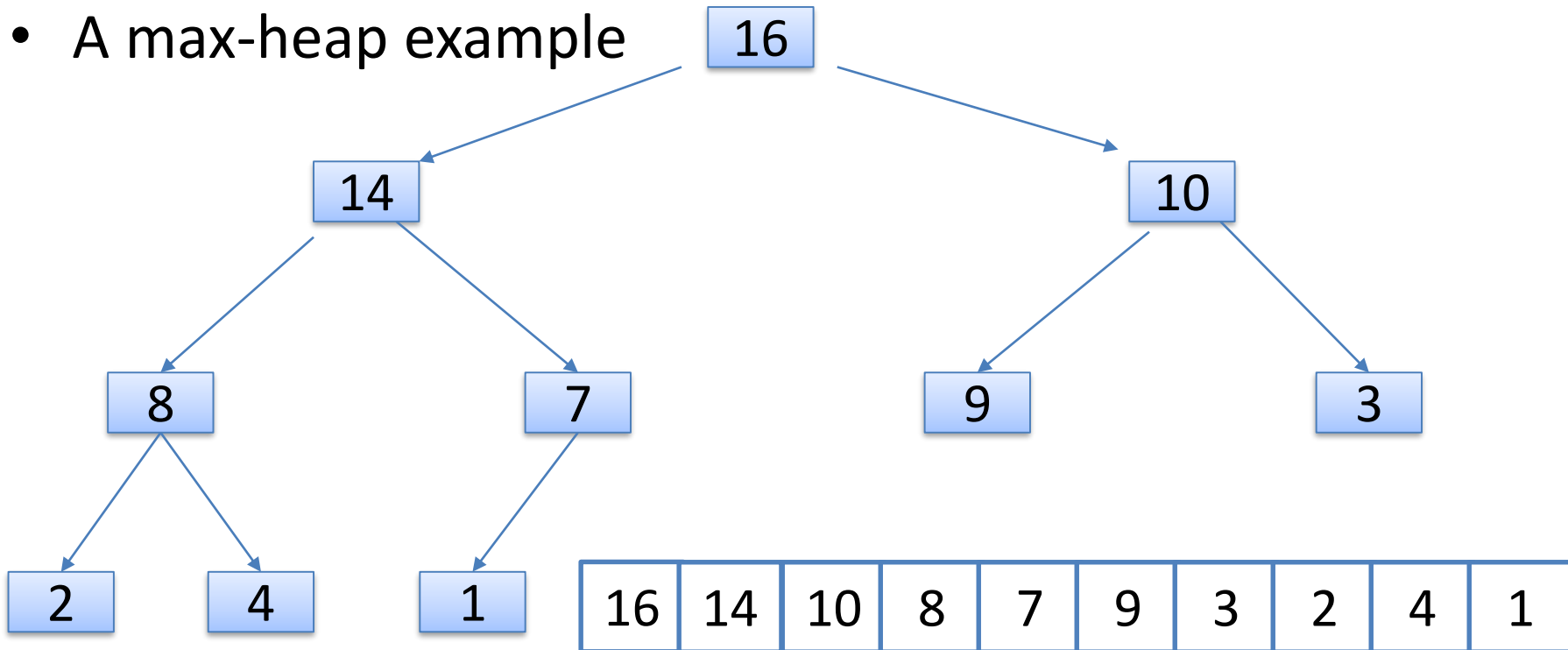


# Min-heap



# The implementation of heap

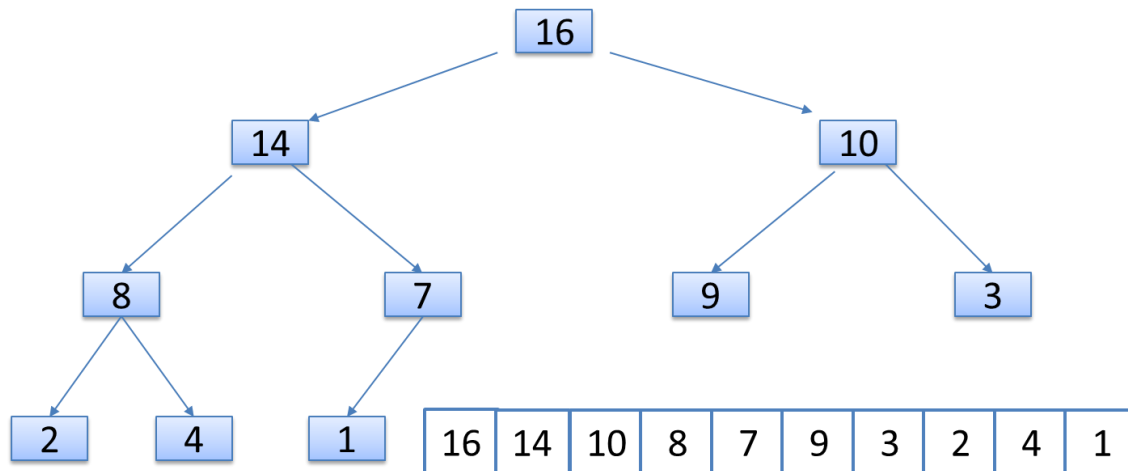
- Heaps are usually implemented as arrays (element index starts from 1)
- A max-heap example





# Cont'd

- To represent a complete binary tree as an array:
  - The root node is  $A[1]$
  - Node  $i$  is  $A[i]$
  - The left child of node  $i$  is  $A[2i]$
  - The right child of node  $i$  is  $A[2i + 1]$
  - The parent of node  $i$  is  $A[\lfloor i/2 \rfloor]$



# Referencing heap elements

- So, we have

```
Parent(i) { return  $\lfloor i/2 \rfloor$ ; }
```

```
Left(i) { return  $2*i$ ; }
```

```
right(i) { return  $2*i + 1$ ; }
```

# Bit shift operations

- We can use bit shift operations to improve the efficiency
- $2 * i$  - > left shift  $i$  by 1 bit
  - E.g., ( $2 * 11 = 22$ )  $00001011 \ll 1 = 00010110$
- $\lfloor i / 2 \rfloor$  - > right shift  $i$  by 1 bit
  - E.g., ( $\lfloor 3 / 2 \rfloor = 1$ )  $00000011 \gg 1 = 00000001$

# Summary of heaps

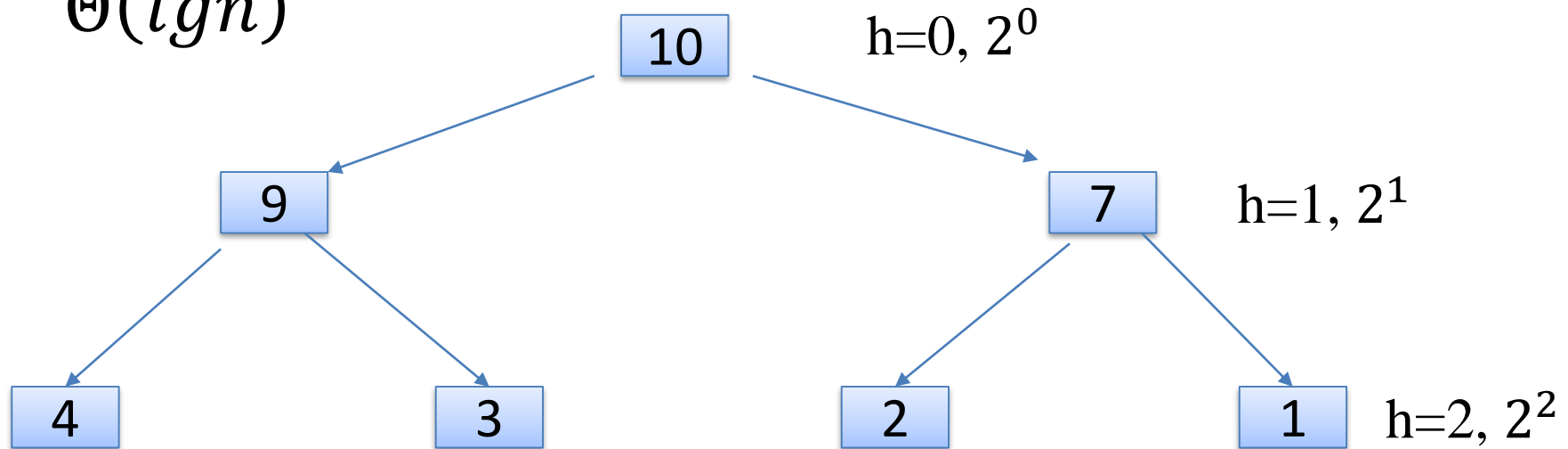
- A heap is a complete binary tree or a nearly complete binary tree
- A heap can be represented as an array  $A$ 
  - Root is  $A[1]$
  - Parent of  $A[i]$  is  $A[\lfloor i/2 \rfloor]$
  - Left child of  $A[i]$  is  $A[2*i]$
  - Right child of  $A[i]$  is  $A[2*i+1]$
- Bit manipulations can be used to improve the efficiency

# Heap height

- Height of a node
  - Number of edges on a longest simple path from the node down to a leaf.
- Height of a tree = height of the root
- Height of a heap
  - Height of the root =  $\lg n$
- why?

# Heap height (cont'd)

- Show a heap with  $n$  nodes has a height of  $\Theta(\lg n)$



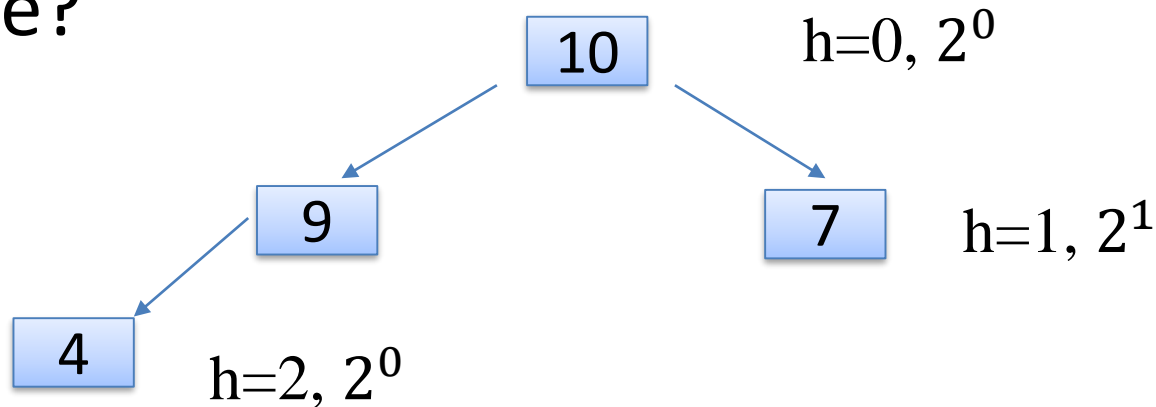
$$n = 2^0 + 2^1 + \dots + 2^h = \sum_{i=0}^h 2^i = 2^{h+1} - 1$$

$$\Leftrightarrow h = \lg(n + 1) - 1 = \Theta(\lg n)$$

Assume a complete  
binary tree

# Heap height (cont'd)

- What if the heap is not a complete binary tree?



$$n \leq 2^0 + 2^1 + \dots + 2^h = \sum_{i=0}^h 2^i = 2^{h+1} - 1$$

$$\Leftrightarrow h \geq \lg(n + 1) - 1 = \Theta(\lg n) \quad h \in \Omega(\lg n)$$

$$n \geq 2^0 + 2^1 + \dots + 2^{h-1} = \sum_{i=0}^{h-1} 2^i = 2^h - 1$$

$$\Leftrightarrow h \leq \lg(n + 1) = \Theta(\lg n) \quad h \in O(\lg n)$$

# Exercise

- Suppose you are given the following data structure to represent a binary Tree

```
Struct BinaryTree{  
    int data;  
    *BinaryTree left;  
    *BinaryTree right;  
}
```

- Write a function in C to return the height of a binary tree. You may declare your function like this
  - int maxHeight(BinaryTree \*p)



# Exercise (cont'd)

- Write a function in C to compute the height of a binary tree

$$h(\text{root}) = 1 + \max(h(\text{left}), h(\text{right}))$$

```
2 int maxHeight(BinaryTree *p) {  
3     if (!p) return 0;  
4     int left_height = maxHeight(p->left);  
5     int right_height = maxHeight(p->right);  
6     return (left_height > right_height) ? left_height + 1 : right_height + 1;  
}
```

# The property of a heap

- Heaps must satisfy the heap property
- Max-heap:
  - $A[\text{parent}(i)] \geq A[i]$  for all nodes  $i > 1$
  - In other words, the value of a node is at most the value of its parent
  - Where is the largest element in a max-heap stored?

# The property of a heap (cont'd)

- Min-heap:
  - $A[\text{parent}(i)] \leq A[i]$  for all nodes  $i > 1$
  - In other words, the value of a node is at least the value of its parent
  - Where is the smallest element in a min-heap stored?
- In this course, we focus our discussions on max-heap

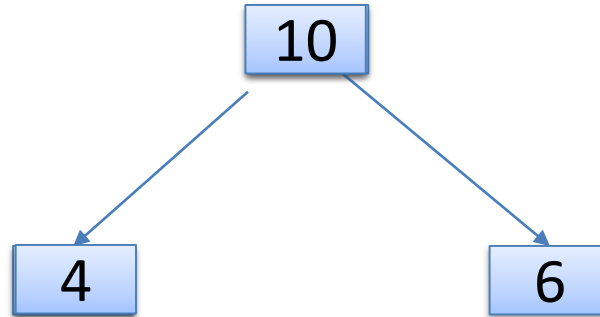
# Maintaining the heap property

- How?
- We use HEAPIFY to maintain the property
- Before HEAPIFY,  $A[i]$  may violate the property
- After HEAPIFY, the property is restored at  $A[i]$ .

# Heap Operations: MAX-Heapify()

- Given a node  $i$  in the heap
  - with children  $l$  and  $r$ .
  - two subtrees rooted at  $l$  and  $r$
- Problem: The subtree rooted at  $i$  may violate the heap property
- Action: let the value of the parent node “float down”

# MAX-Heapify () (cont'd)



# MAX-Heapify () (cont'd)

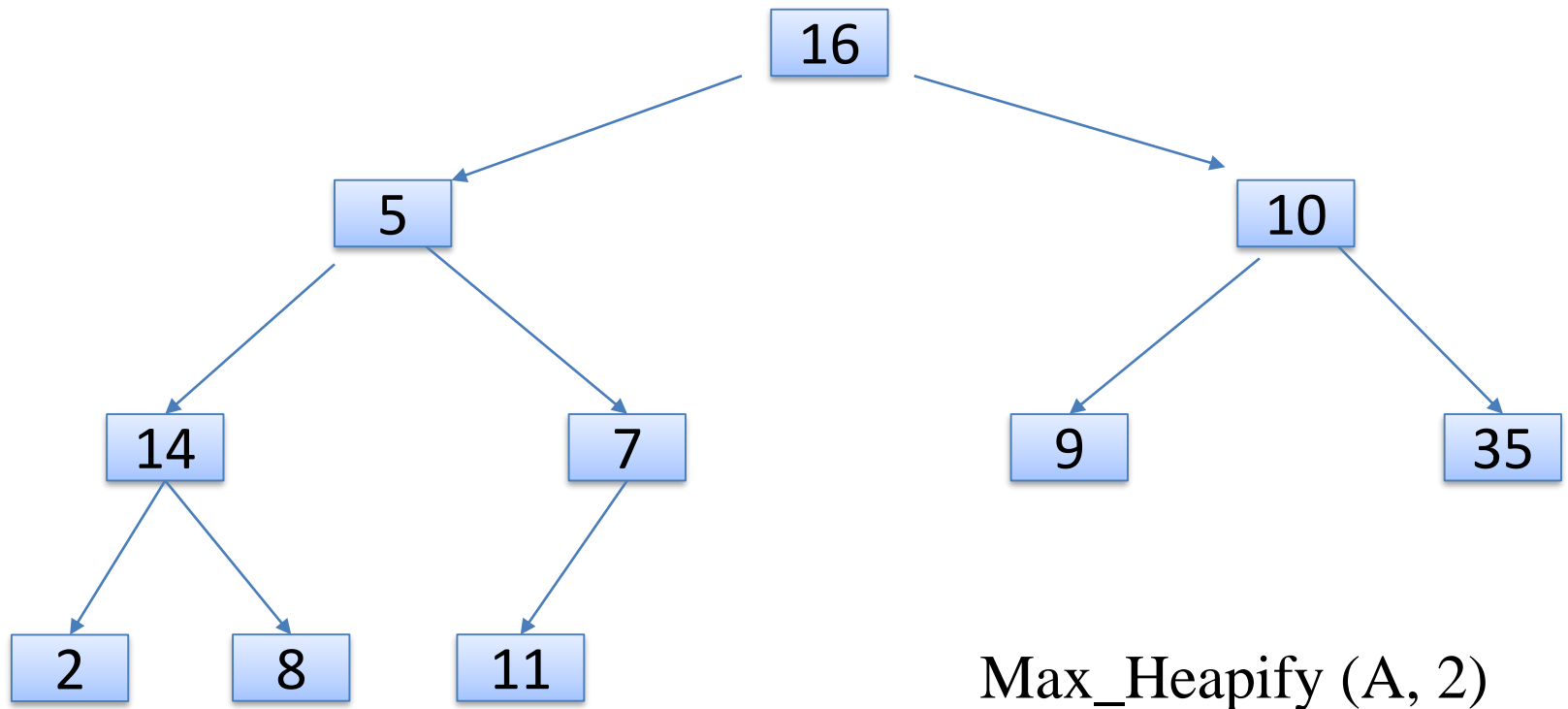
```
Max_Heapify(A, i)
{
    l = Left(i); r = Right(i);
    if (l <= A.heap_size && A[l] > A[i])
        largest = l;
    else
        largest = i;
    if (r <= A.heap_size && A[r] > A[largest])
        largest = r;
    if (largest != i)
        Swap(A, i, largest);
    Max_Heapify(A, largest); //why this works?
}
```

# How MAX-HEAPIFY works

- *heap-size is the current heap size*
- Compare  $A[i]$ ,  $A[\text{LEFT}(i)]$ , and  $A[\text{RIGHT}(i)]$ .
- If necessary, swap  $A[i]$  with the larger of the two children to preserve heap property.
- Continue this process of comparing and swapping down the heap.
  - If we hit a leaf, then the subtree rooted at the leaf is trivially a max-heap.

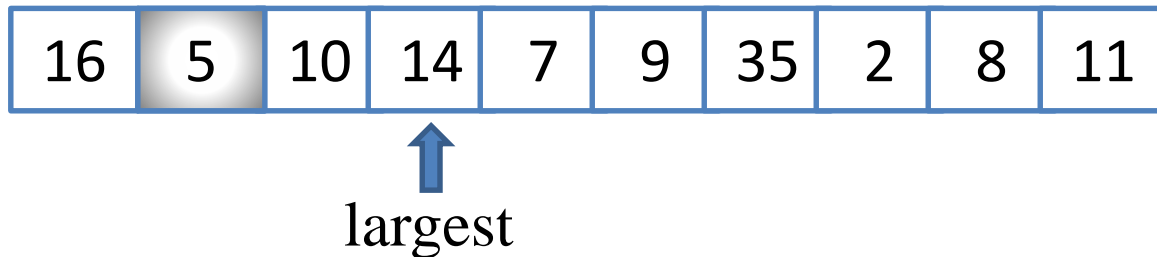
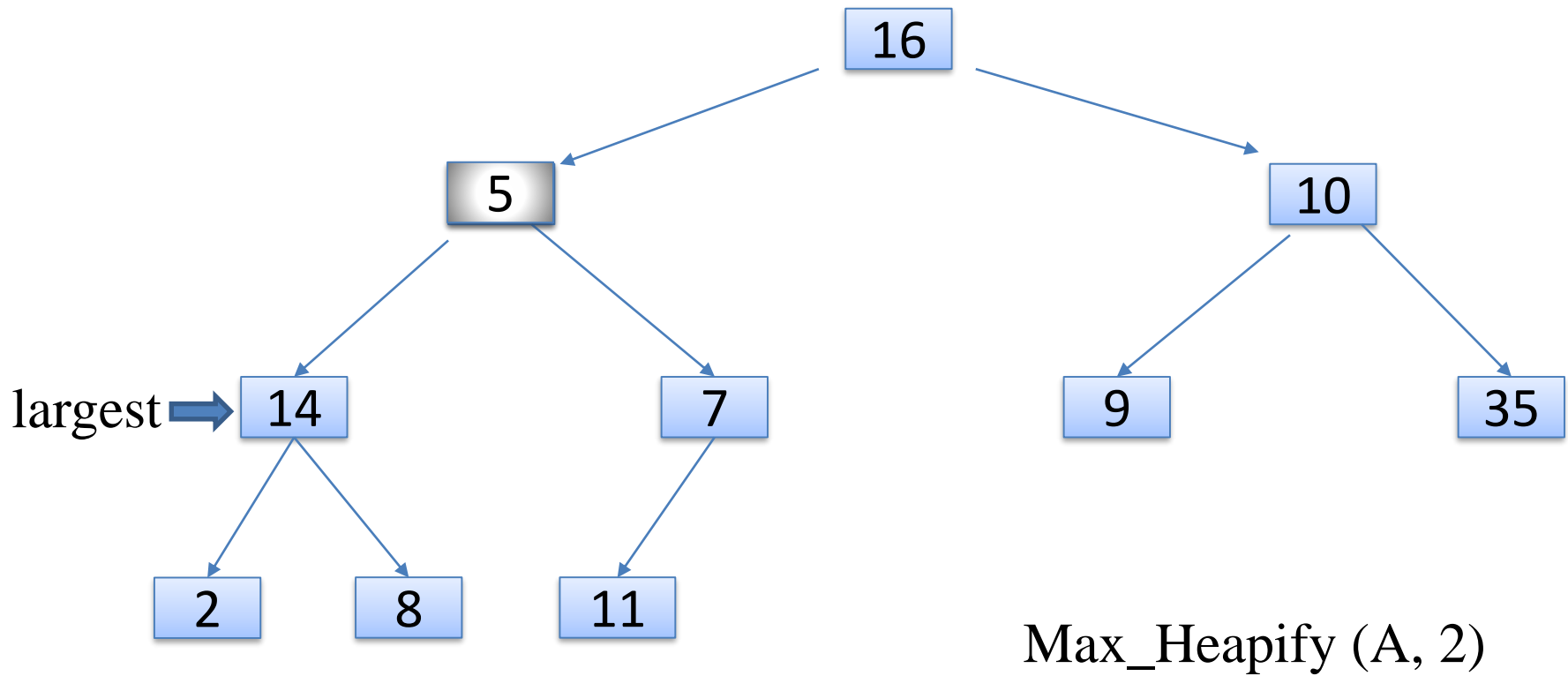


# MAX-HEAPIFY example

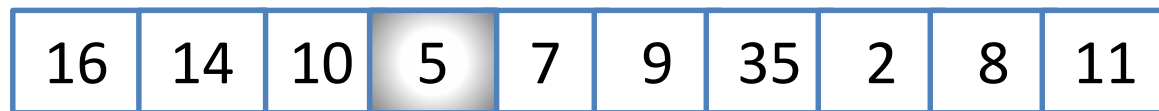
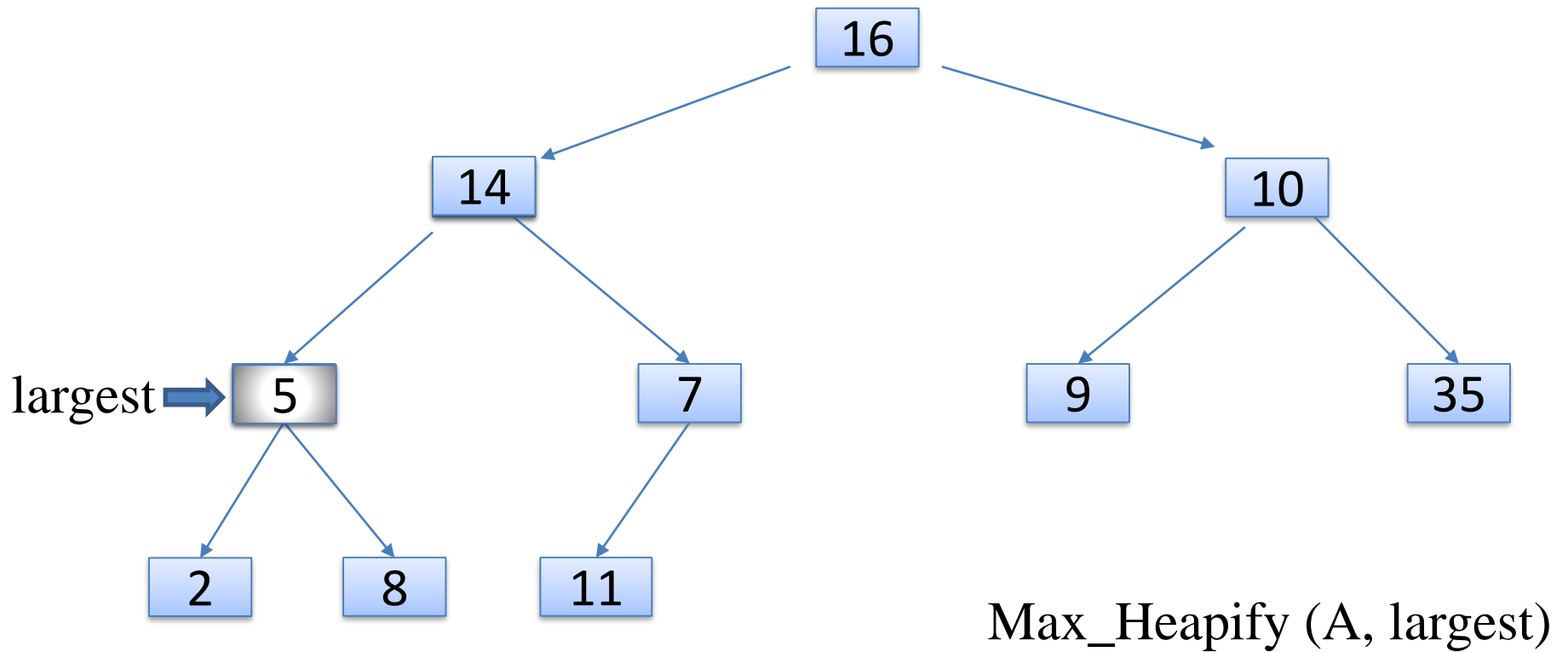


16	5	10	14	7	9	35	2	8	11
----	---	----	----	---	---	----	---	---	----

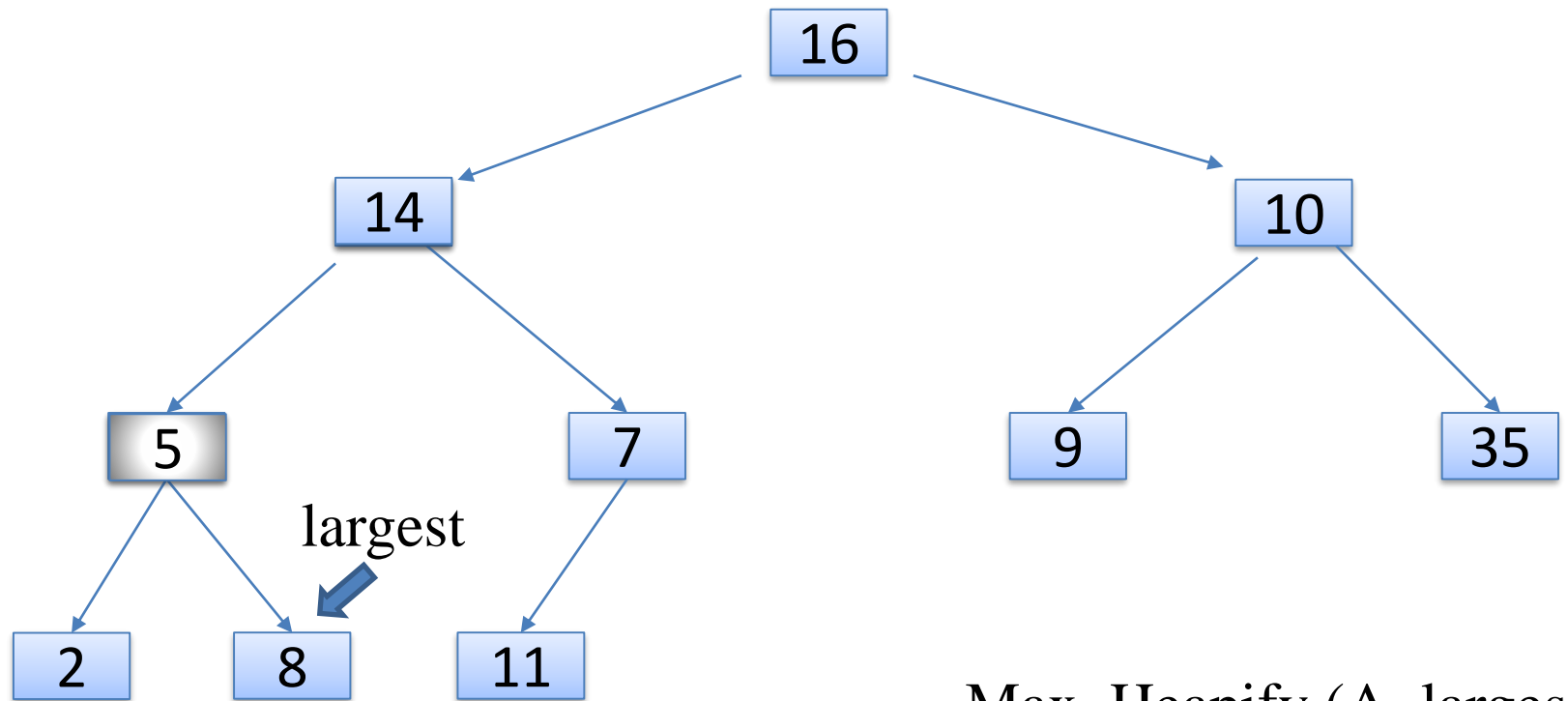
# MAX-HEAPIFY example



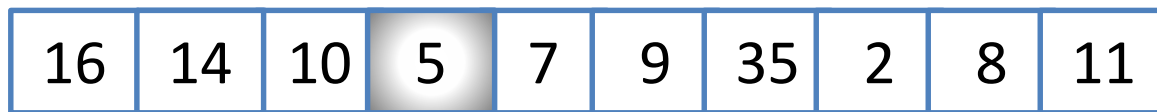
# MAX-HEAPIFY example



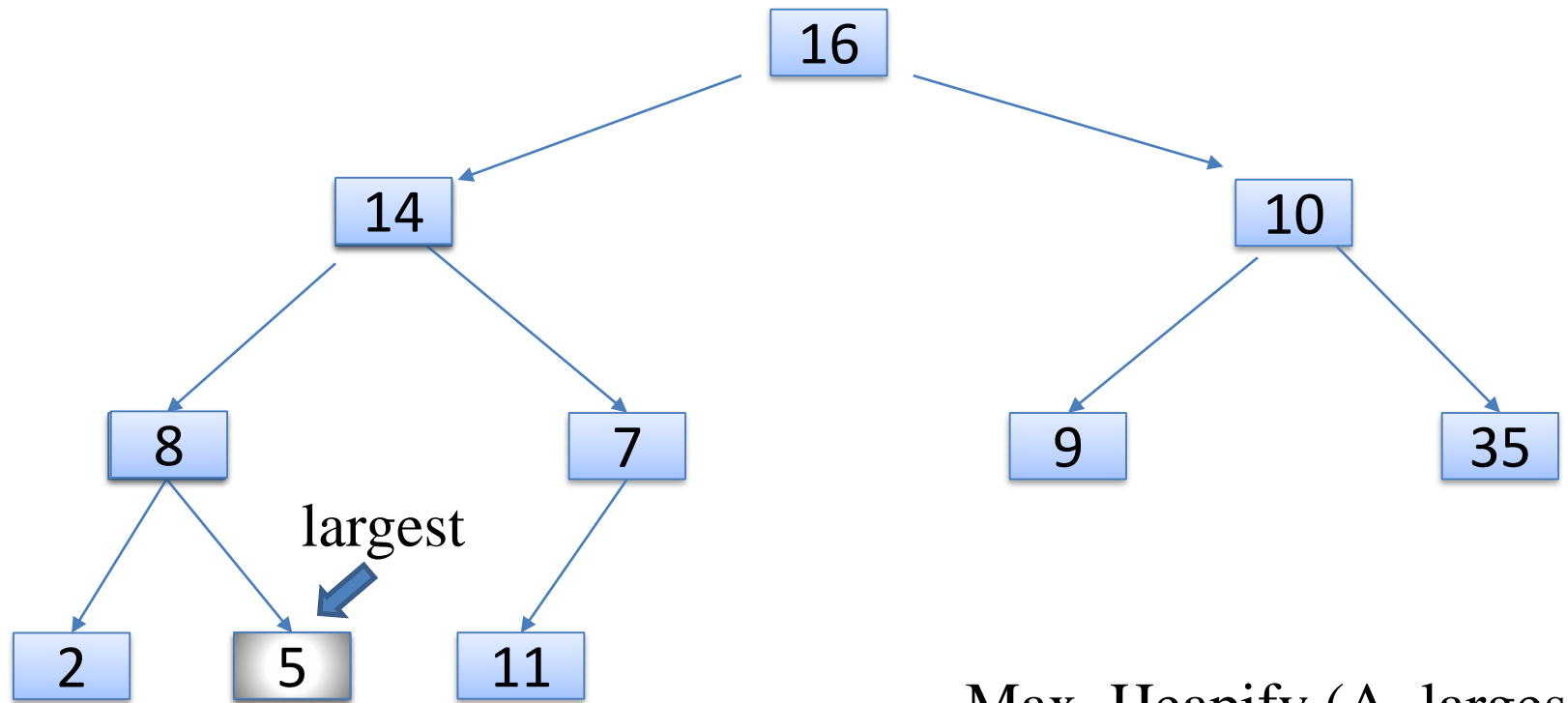
# MAX-HEAPIFY example



Max\_Heapify (A, largest)



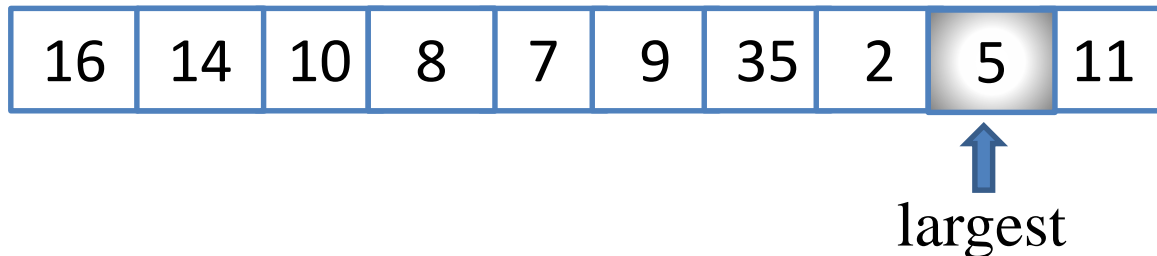
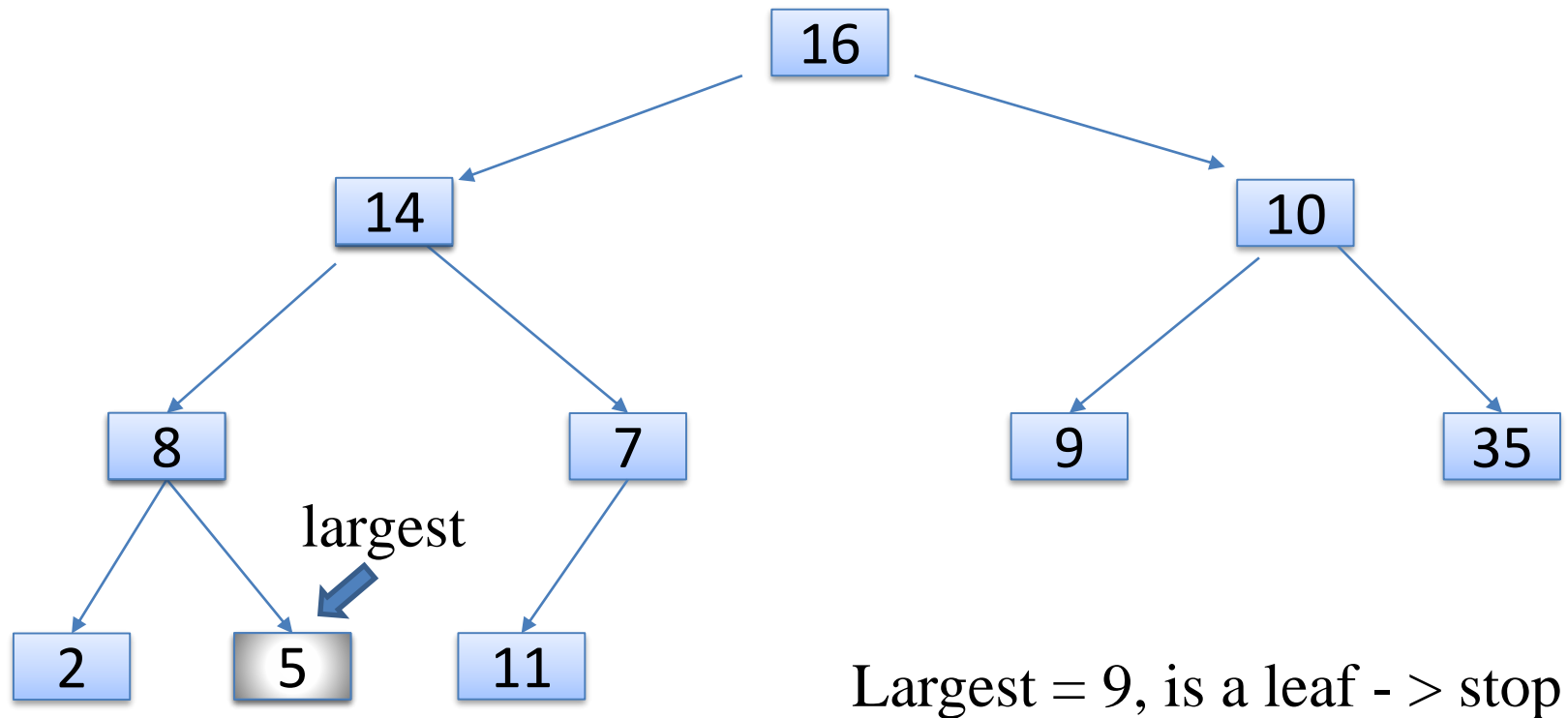
# MAX-HEAPIFY example



Max\_Heapify (A, largest)



# MAX-HEAPIFY example



# Swap function

```
void Swap (A, i, j)
{
    int t = 0;
    t = A[i];
    A[i] = A[j];
    A[j] = t;
}
```

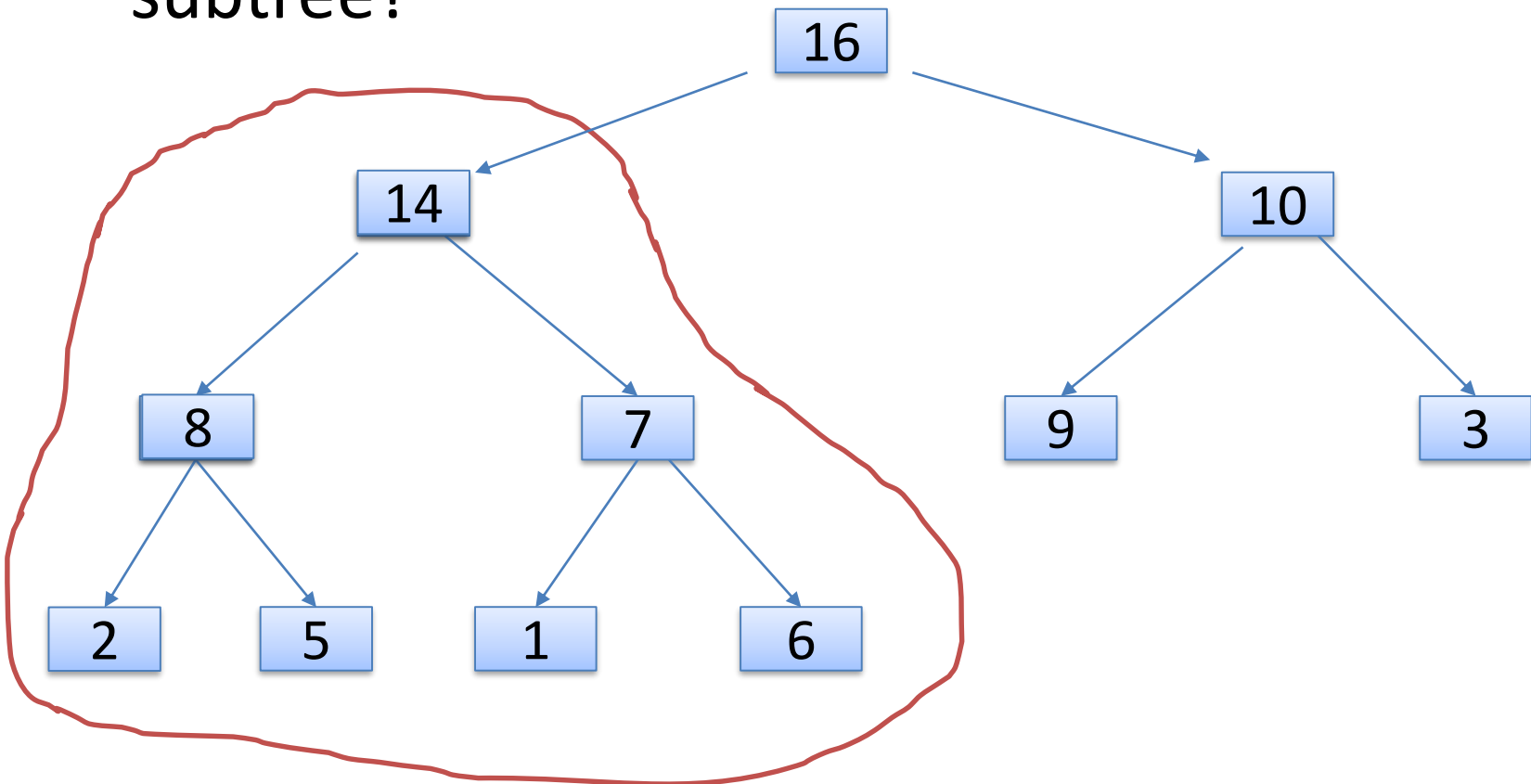
# Swap function (cont'd)

- Swapping without using extra variable
- Bit operation: exclusive or
- `void Swap (A, i, j)`  
{  
     $A[i] = A[i] \wedge A[j];$   
     $A[j] = A[j] \wedge A[i];$   
     $A[i] = A[i] \wedge A[j];$   
}



# Analyzing MAX-HEAPIFY

- What is the maximum possible size of a subtree?



# Analyzing MAX-HEAPIFY (cont'd)

- For a heap with  $n$  nodes, a subtree has the maximum size when
  - Its root is the left child of the root of the heap
  - **and** It is a complete binary tree
  - **and** the subtree rooted at the right child lacks the bottom level
  - **and** the bottom level of the entire tree is exactly half full

# Analyzing MAX-HEAPIFY (cont'd)

- For a heap of  $n$  nodes and height  $x$ , suppose the left tree has the maximum size
- The size of the left tree is

$$2^0 + 2^1 + \dots + 2^{x-1} = \sum_{i=0}^{x-1} 2^i = 2^x - 1$$

- The size of the right tree is

$$2^0 + 2^1 + \dots + 2^{x-2} = \sum_{i=0}^{x-2} 2^i = 2^{x-1} - 1$$

- The size of the entire tree is (size of the left tree) + (size of the right tree) + 1

$$(2^x - 1) + (2^{x-1} - 1) + 1 = n$$

# Analyzing MAX-HEAPIFY (cont'd)

- Size of the entire tree

$$(2^x - 1) + (2^{x-1} - 1) + 1 = n \Rightarrow 2^x = \frac{2}{3}(n + 1)$$

- The size of the left tree is

$$2^x - 1 = \frac{2(n+1)}{3} - 1 = \frac{2n}{3} - \frac{1}{3} \approx \frac{2n}{3}$$

# Analyzing MAX-HEAPIFY (cont'd)

- Fixing up relationships between  $i$ ,  $l$ , and  $r$  takes  $\Theta(1)$  time
- The subtree at  $l$  has at most  $2n/3$  nodes (worst case: bottom row  $1/2$  full)
- So time taken by MAX-Heapify() is given by
- $T(n) \leq T(2n/3) + \Theta(1)$
- By using master theorem (case 2), we have
- $T(n) = O(\lg n)$

# Exercise

- Prove the elements in the subarray  $A[\lfloor n/2 \rfloor + 1 \dots n]$  are all leaves of the heap tree



Leaves of the heap tree

# Proof

- With the array representation for storing an  $n$ -element heap,  $A[\lfloor n/2 \rfloor + 1 \dots n]$  are leaves of the heap tree. Why?
- Otherwise the indices of the left children of these nodes are larger than  $2 * \lfloor n/2 \rfloor + 2$ , which lies outside the boundary of the heap.

## Proof (cont'd)

- Also,  $A[\lfloor n/2 \rfloor]$  cannot be a leaf node, because the array has  $n$  elements and the last element  $A[n]$  must have a parent.
- Hence there are exactly  $\lfloor n/2 \rfloor$  non-leaf nodes and therefore the leaves are indexed by  $\lfloor n/2 \rfloor + 1, \lfloor n/2 \rfloor + 2, \dots, n$ .